

ONYX & ONYX Pro

As intuitive, as attractive



Crafted for Every Taste


Crafted For Every Taste



Creative design for demanding baristas

Born from a heritage of excellence in espresso machines and a history of pursuing innovative solutions that push coffee technology further, we are very proud to introduce ONYX -the professional-grade premium espresso machine that defines attainable luxury and lets you express your own personal style.

Combining insight from experienced baristas with proven brewing technology and energy-saving software we have created a machine that is as smart and reliable as it is elegant and beautiful.



Design concept

We realize that every serving space is unique, so we have designed it to be easily customized through easily changeable graphic slots, custom inserts in the exterior panels, or by custom-designed side and back LEDs.

Main features ONYX Pro



Features based on ONYX Pro 2GR with auto steamer as option.



ONYX Pro 3GR



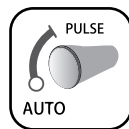
ONYX Pro 2GR

Main features ONYX Pro



Main Touch screen

Take control of brewing, programming and cleaning functions with a 2.5" LCD touch screen display.



Pulse/auto steam controls

Pull the lever up to perform just a flush; pull it down to start steaming or frothing.



Group back flush button

Use the dedicated group flush button to perform a quick flush, thus improving hygienics and durability.



Automatic cleaning

Auto cleaning means the group head and shower always stay clean and ready for the next brew.



Customizable panels

Side and back panels can be customized to suit any need or environment.



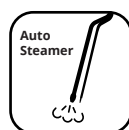
Cool touch steam wands

Straight-flow wands ensure minimal steam restriction and anti-suction valves plus keep everything hygienic and easy to clean.



LED lighting

LED panels on 3 sides allow for virtually unlimited custom branding opportunities. Pro models only.



Auto Steamer (Option)

Automatic steam wand for steaming or frothing the milk.

Main features ONYX

PID electronic control

Volumetric dosing (5 button keypad)

Soft-touch portafilters

Cool touch
steam wands

Soft preinfusion chamber

Group auto cleaning cycle

Customizable
side panels



Features based on ONYX 2GR
Take Away version.



ONYX 3GR



ONYX 2GR

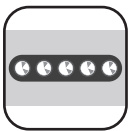


ONYX Mini 2GR



TA Option
Available for all versions

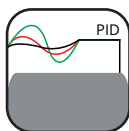
Main features ONYX



Volumetric dosing (5 button keypad)
Independent group keypads and digital displays: 3 shot settings/doses, hot water, and group flushing.



Double Pre infusion
Combining Crem's pre infusion chamber group heads together with an electronic pre infusion system.



PID Control
PID digital temperature control across all groups guarantees accurate heating for every brew (Except Mini 2gr versions).



Automatic cleaning
Auto cleaning means the group head and shower always stay clean and ready for the next brew.



Customizable panels
Side panels can be customized to suit any need or environment.

Technical specifications



	ONYX PRO 3GR 4B	ONYX PRO 2GR 3B	ONYX 3GR	ONYX 2GR	ONYX MINI 2GR
Height, width, depth	520, 1000, 585 mm 21, 39.8, 23 "	520, 720, 585 mm 21, 28.3, 23"	520, 1000, 585 mm 21, 39.8, 23 "	520, 720, 585 mm 21, 28.3, 23"	520, 490, 585 mm 21, 19.3, 23"
Weight	95 Kg 209.4 lb	70 Kg 154.3 lb	95 Kg 209.4 lb	67 Kg 147.8 lb	47 Kg 103.6 lb
Power ratings (Power ratings+OPTIONS)	380-415V 3N~ 6420W 50-60 Hz (O) Auto Steamer: 380-415V 3N~ 6440W 50-60 Hz	220-240V 1N~ 3350W 50-60 Hz (O) 3Ph: 380-415V 3N~ 4840W 50-60 Hz (O) 3Ph + Auto Steamer: 380-415V 3N~ 4860W 50-60 Hz	380-415V 3N~ 6350W 50-60 Hz	220-240V 1N~ 3350W 50-60 Hz	220-240V 1N~ 2800W 50-60 Hz
Boiler(s) capacity	17.5 l + 3 x 1.5 l	11.5 l + 2 x 1.5 l	17.5 l	11.5 l	6 l
Boiler operation pressure	0.8 to 1.2 bar	0.8 to 1.2 bar	0.8 to 1.2 bar	0.8 to 1.2 bar	0.8 to 1.2 bar
Water connection	3/8" Internal thread	3/8" Internal thread	3/8" Internal thread	3/8" Internal thread	3/8" Internal thread
Noise level	<70dB	<70dB	<70dB	<70dB	<70dB
TA (high group head)	✓	✓	Option	Option	Option
N° steam wands + HW tap	2+1	2+1	2+1	2+1	1+1
Extra steam wand	-	-	-	-	Option
Rotary taps	-	-	✓	✓	✓
Auto hot water tap dose	✓	✓	-	-	Option (only with an extra steam wand)
Lever taps	✓	✓	-	-	-
Auto steamer	Option	Option	-	-	-
PID CONTROL	-	-	✓	✓	-
Multiboiler (PID)	✓	✓	-	-	-
Electronic pre infusion	-	-	✓	✓	✓
Adjustable electronic pre infusion	✓	✓	-	-	-
Volumetric dosing (5 keypad button)	-	-	✓	✓	✓
Volumetric dosing + group display	✓	✓	-	-	-
Main Digital display	-	-	✓	✓	-
Main Touch screen	✓	✓	-	-	-
Special customization	On request	On request	On request	On request	On request
Body covers	Side and back glass panels	Side and back glass panels	Side panels	Side panels	Side panels
Barista lights	✓	✓	-	-	-
Panel lighting	✓	✓	-	-	-
ECO Mode	✓	✓	-	-	-
Auto On/OFF	✓	✓	✓	✓	-
Cleaning/maintenance warnings	✓	✓	✓	✓	-
Single+Double portafilter	1+3	1+2	1+3	1+2	1+1

Standard Features

- PID control (Except Mini 2gr)
- Cool touch steam wands
- Built-in rotatory pump
- Pre infusion chamber group head
- Group auto cleaning cycle
- Cleaning/maintenance warnings (Except Mini 2gr)
- Black panels

Supplied Accessories

- 55-cm inlet hose
- x3 Blindfilter
- Drain tube (150 cm)

NOTE: Please check your regional price list for available versions/options and part numbers.

v2020/03OnyxBroCenEN